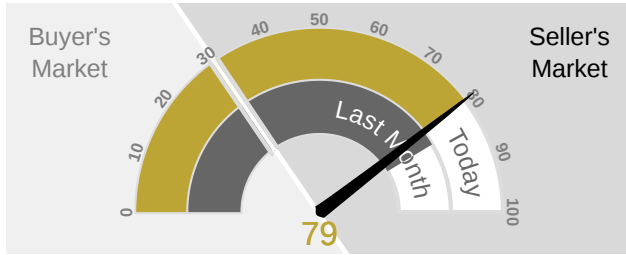


**WESTMINSTER, CA**  
Single-Family Homes

This week the median list price for Westminster, CA is \$995,000 with the market action index hovering around 79. This is less than last month's market action index of 83. Inventory has increased to 13.

**MARKET ACTION INDEX**

This answers "How's the Market?" by comparing rate of sales versus inventory.



**Strong Seller's Market**

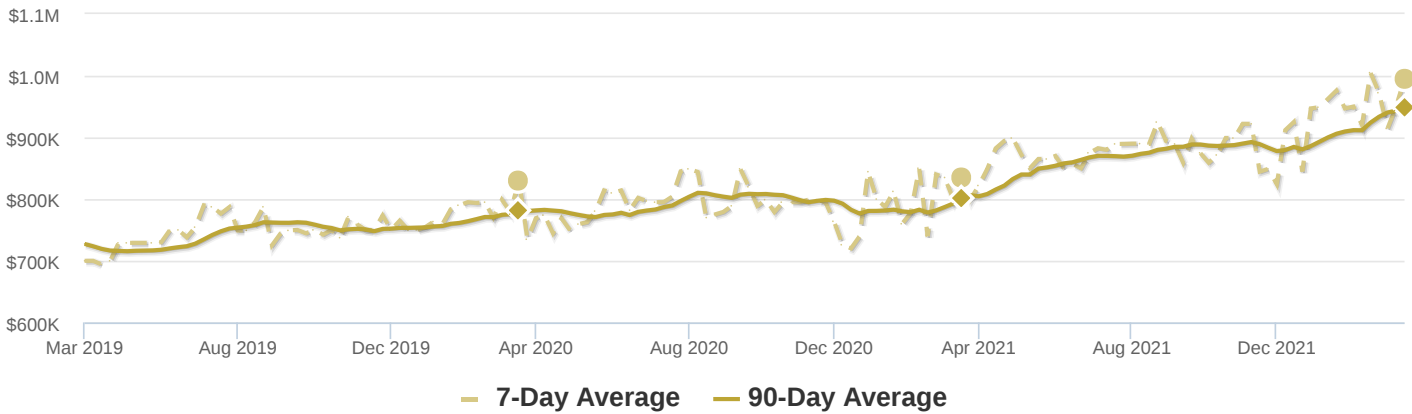
The market has been cooling over time and prices have recently flattened. Despite the consistent decrease in Market Action Index (MAI), we're in a Seller's Market (where significant demand leaves little inventory available). If the MAI begins to climb, prices will likely follow suit. If the MAI drops consistently or falls into the Buyer's zone, watch for downward pressure on prices.

**REAL-TIME MARKET PROFILE**

Median List Price		\$995,000
Median Price of New Listings		\$1,030,000
Per Square Foot		\$620
Average Days on Market		12
Median Days on Market		7
Price Decreased		8%
Price Increased		0%
Relisted		0%
Inventory		13
Median Rent		\$2,400
Market Action		79

**Strong Seller's Market**

**MEDIAN LIST PRICE**



**MARKET SEGMENTS**

Each segment below represents approximately 25% of the market ordered by price.

Median Price	Sq. Ft.	Lot Size	Beds	Bath	Age	New	Absorbed	DOM
\$1,200,000	2,641	4,500 - 6,500 sqft	4	3	49	2	0	0
\$1,050,000	1,732	4,500 - 6,500 sqft	3	2	54	2	1	0
\$960,000	1,296	6,500 - 8,000 sqft	3	2	54	1	0	21
\$889,950	1,341	6,500 - 8,000 sqft	3	2.5	61	1	1	7

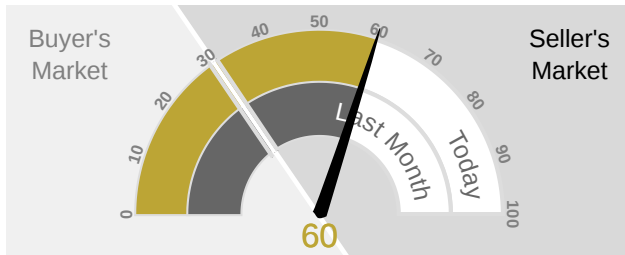
# FIND YOUR EDGE IN TODAY'S MARKET

## WESTMINSTER, CA Condos/Townhomes

This week the median list price for Westminster, CA is \$894,500 with the market action index hovering around 60. This is about the same as last month's market action index of 60. Inventory has decreased to 2.

### MARKET ACTION INDEX

This answers "How's the Market?" by comparing rate of sales versus inventory.



**Strong Seller's Market**

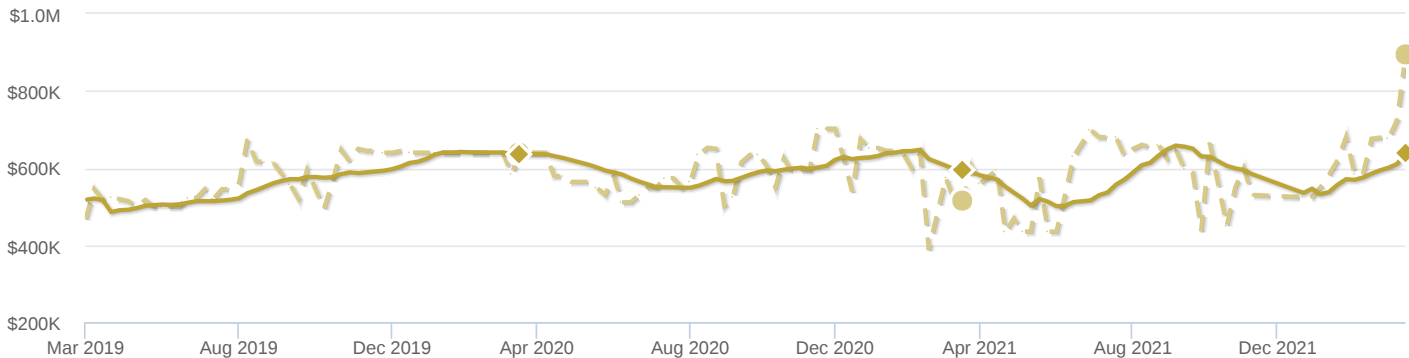
The market continues to get hotter. More sales demand and fewer homes listed have contributed to a relatively long run of increasing prices

### REAL-TIME MARKET PROFILE

Median List Price		\$894,500
Median Price of New Listings		\$989,000
Per Square Foot		\$515
Average Days on Market		4
Median Days on Market		4
Price Decreased		0%
Price Increased		50%
Relisted		0%
Inventory		2
Median Rent		\$2,350
Market Action		60

**Strong Seller's Market**

### MEDIAN LIST PRICE



— 7-Day Average — 90-Day Average

### MARKET SEGMENTS

Each segment below represents approximately 25% of the market ordered by price.

Median Price	Sq. Ft.	Lot Size	Beds	Bath	Age	New	Absorbed	DOM
N/A	N/A	N/A	N/A	N/A	N/A	N/A	N/A	N/A
N/A	N/A	N/A	N/A	N/A	N/A	N/A	N/A	N/A
\$989,000	2,178	0 - 4,500 sqft	4	4	16	1	0	0
\$800,000	1,386	0 - 4,500 sqft	2	3	13	0	0	7