

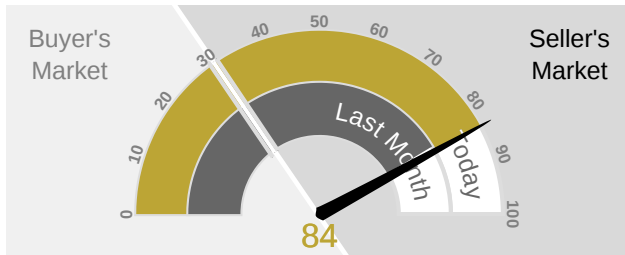
FIND YOUR EDGE IN TODAY'S MARKET

WESTMINSTER, CA Single-Family Homes

This week the median list price for Westminster, CA is \$950,000 with the market action index hovering around 84. This is an increase over last month's market action index of 83. Inventory has held steady at or around 9.

MARKET ACTION INDEX

This answers "How's the Market?" by comparing rate of sales versus inventory.



Strong Seller's Market

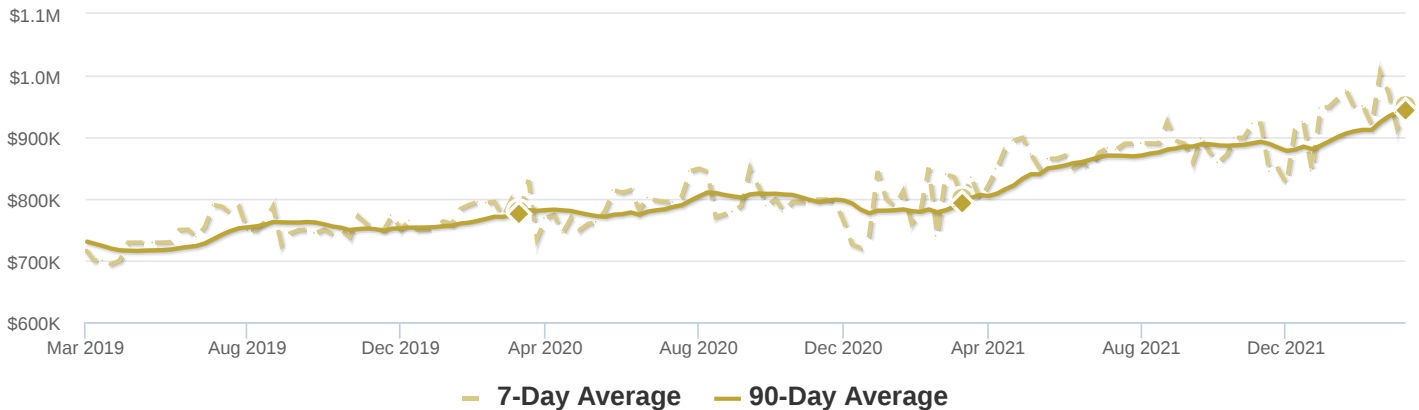
In the last few weeks the market has achieved a relative stasis point in terms of sales to inventory. However, inventory is sufficiently low to keep us in the Seller's Market zone so watch changes in the MAI. If the market heats up, prices are likely to resume an upward climb.

REAL-TIME MARKET PROFILE

Median List Price	\$950,000
Median Price of New Listings	\$949,500
Per Square Foot	\$620
Average Days on Market	12
Median Days on Market	0
Price Decreased	0%
Price Increased	0%
Relisted	0%
Inventory	9
Median Rent	\$2,160
Market Action	84

Strong Seller's Market

MEDIAN LIST PRICE



MARKET SEGMENTS

Each segment below represents approximately 25% of the market ordered by price.

Median Price	Sq. Ft.	Lot Size	Beds	Bath	Age	New	Absorbed	DOM
\$1,362,000	2,187	4,500 - 6,500 sqft	3	3.5	54	1	3	3
\$1,022,000	1,499	6,500 - 8,000 sqft	3	2.5	58	1	2	7
\$950,000	1,219	6,500 - 8,000 sqft	3	2.5	62	1	4	42
\$930,000	1,680	4,500 - 6,500 sqft	3	2	63	3	4	0

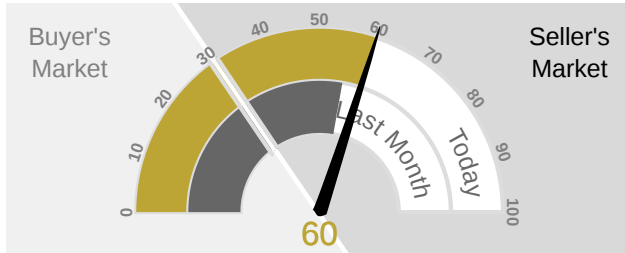
FIND YOUR EDGE IN TODAY'S MARKET

WESTMINSTER, CA Condos/Townhomes

This week the median list price for Westminster, CA is \$725,000 with the market action index hovering around 60. This is an increase over last month's market action index of 56. Inventory has decreased to 1.

MARKET ACTION INDEX

This answers "How's the Market?" by comparing rate of sales versus inventory.



Strong Seller's Market

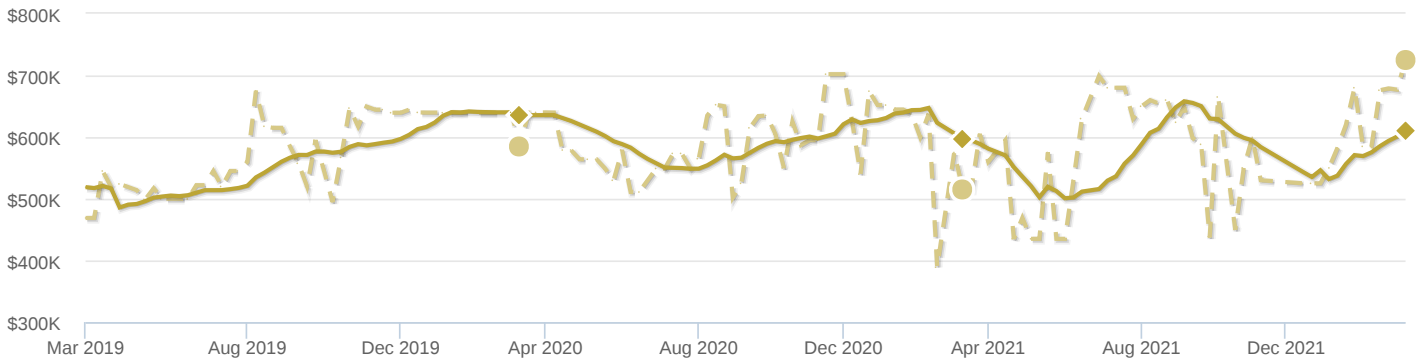
The market has achieved a relative stasis point in terms of supply and demand - conditions don't seem to be getting hotter or cooler. However, inventory is sufficiently low to keep us in the Seller's Market zone and prices have been moving upward as a result.

REAL-TIME MARKET PROFILE

Median List Price		\$725,000
Median Price of New Listings		\$725,000
Per Square Foot		\$523
Average Days on Market		0
Median Days on Market		0
Price Decreased		0%
Price Increased		0%
Relisted		0%
Inventory		1
Median Rent		\$2,340
Market Action		60

Strong Seller's Market

MEDIAN LIST PRICE



— 7-Day Average — 90-Day Average

MARKET SEGMENTS

Each segment below represents approximately 25% of the market ordered by price.

Median Price	Sq. Ft.	Lot Size	Beds	Bath	Age	New	Absorbed	DOM
N/A	N/A	N/A	N/A	N/A	N/A	N/A	N/A	N/A
N/A	N/A	N/A	N/A	N/A	N/A	N/A	N/A	N/A
N/A	N/A	N/A	N/A	N/A	N/A	N/A	N/A	N/A
\$725,000	1,386	0 - 4,500 sqft	2	3	13	1	1	0