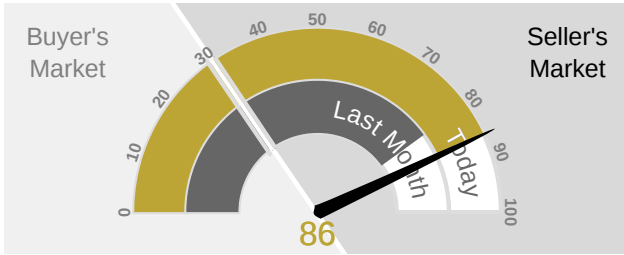


FOUNTAIN VALLEY, CA
Single-Family Homes

This week the median list price for Fountain Valley, CA is \$1,144,000 with the market action index hovering around 86. This is an increase over last month's market action index of 80. Inventory has increased to 10.

MARKET ACTION INDEX

This answers "How's the Market?" by comparing rate of sales versus inventory.



Strong Seller's Market

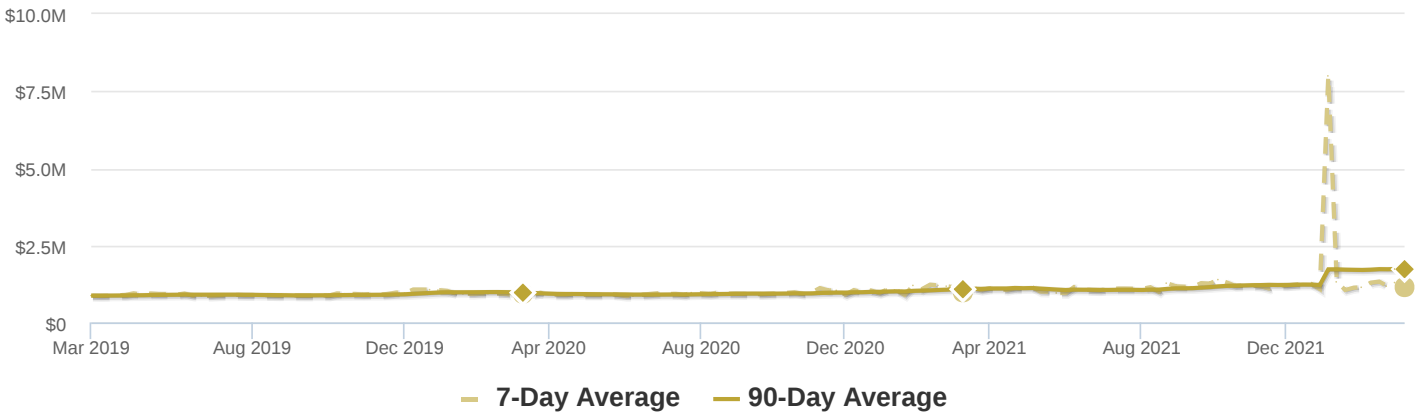
Home sales continue to outstrip supply and the Market Action Index has been moving higher for several weeks. This is a Seller's market so watch for upward pricing pressure in the near future if the trend continues.

REAL-TIME MARKET PROFILE

Median List Price		\$1,144,000
Median Price of New Listings		\$1,119,000
Per Square Foot		\$706
Average Days on Market		17
Median Days on Market		0
Price Decreased		10%
Price Increased		10%
Relisted		10%
Inventory		10
Median Rent		\$2,950
Market Action		86

Strong Seller's Market

MEDIAN LIST PRICE



MARKET SEGMENTS

Each segment below represents approximately 25% of the market ordered by price.

Median Price	Sq. Ft.	Lot Size	Beds	Bath	Age	New	Absorbed	DOM
\$1,847,500	2,617	6,500 - 8,000 sqft	4	3	47	1	0	80
\$1,337,499	1,844	6,500 - 8,000 sqft	4	2.5	58	1	0	3
\$1,138,000	1,500	6,500 - 8,000 sqft	4	2	57	3	2	0
\$1,050,000	1,887	4,500 - 6,500 sqft	3	2	48	3	2	0

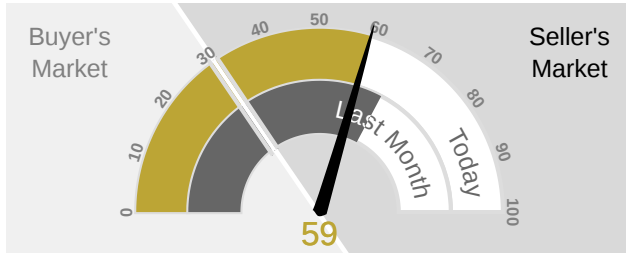
FIND YOUR EDGE IN TODAY'S MARKET

FOUNTAIN VALLEY, CA Condos/Townhomes

This week the median list price for Fountain Valley, CA is \$710,000 with the market action index hovering around 59. This is less than last month's market action index of 66. Inventory has increased to 5.

MARKET ACTION INDEX

This answers "How's the Market?" by comparing rate of sales versus inventory.



Strong Seller's Market

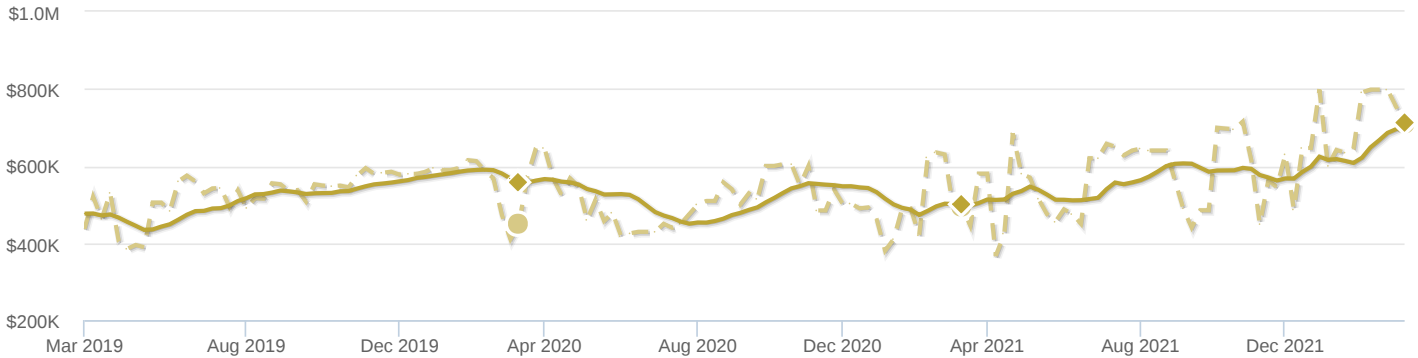
Market conditions have been consistently cooling in the past several weeks. Because we're still in the Seller's zone, prices have not yet begun to drop. It may take a few more weeks of slack demand for prices to reflect and begin to fall. Expect prices to fall if the index persistently falls to the Buyer's zone.

REAL-TIME MARKET PROFILE

Median List Price	\$710,000
Median Price of New Listings	\$649,000
Per Square Foot	\$467
Average Days on Market	39
Median Days on Market	0
Price Decreased	0%
Price Increased	0%
Relisted	0%
Inventory	5
Median Rent	\$2,390
Market Action	59

Strong Seller's Market

MEDIAN LIST PRICE



— 7-Day Average — 90-Day Average

MARKET SEGMENTS

Each segment below represents approximately 25% of the market ordered by price.

Median Price	Sq. Ft.	Lot Size	Beds	Bath	Age	New	Absorbed	DOM
\$798,000	1,980	0 - 4,500 sqft	3	2	18	0	0	84
\$740,000	1,536	0 - 4,500 sqft	3	3	53	1	0	0
\$710,000	1,560	0 - 4,500 sqft	3	3	49	0	0	112
\$499,450	980	0 - 4,500 sqft	2	1.5	42	2	0	0