

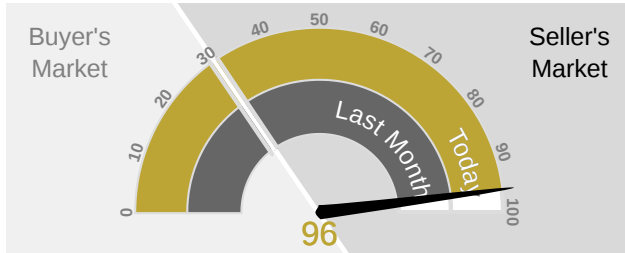
# FIND YOUR EDGE IN TODAY'S MARKET

## ANAHEIM, CA Single-Family Homes

This week the median list price for Anaheim, CA is \$900,000 with the market action index hovering around 96. This is about the same as last month's market action index of 96. Inventory has increased to 55.

### MARKET ACTION INDEX

This answers "How's the Market?" by comparing rate of sales versus inventory.



**Strong Seller's Market**

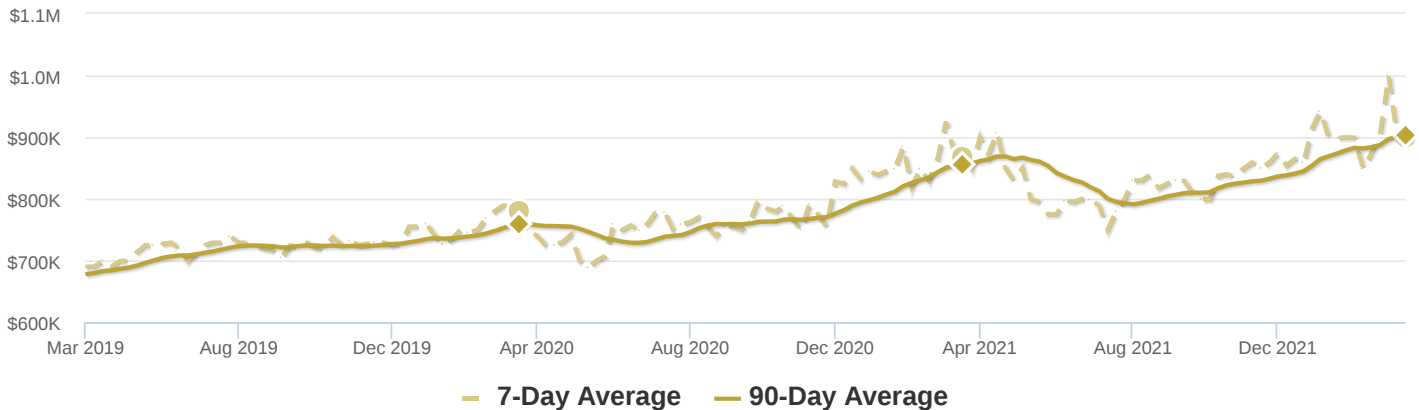
The market remains in a relative stasis in terms of sales to inventory and prices have been relatively stable for a few weeks. However, inventory is sufficiently low to keep us in the Seller's Market zone so watch changes in the MAI. If the market heats up, prices are likely to resume an upward climb.

### REAL-TIME MARKET PROFILE

Median List Price	\$900,000
Median Price of New Listings	\$900,000
Per Square Foot	\$551
Average Days on Market	18
Median Days on Market	7
Price Decreased	7%
Price Increased	2%
Relisted	0%
Inventory	55
Median Rent	\$2,225
Market Action	96

**Strong Seller's Market**

### MEDIAN LIST PRICE



### MARKET SEGMENTS

Each segment below represents approximately 25% of the market ordered by price.

Median Price	Sq. Ft.	Lot Size	Beds	Bath	Age	New	Absorbed	DOM
\$1,395,000	2,848	8,000 - 10,000 sqft	4	3	46	6	9	7
\$994,500	1,721	6,500 - 8,000 sqft	4	2.5	57	5	2	7
\$880,950	1,614	6,500 - 8,000 sqft	3	2	67	7	8	3
\$782,450	1,428	6,500 - 8,000 sqft	3	2	67	6	8	7

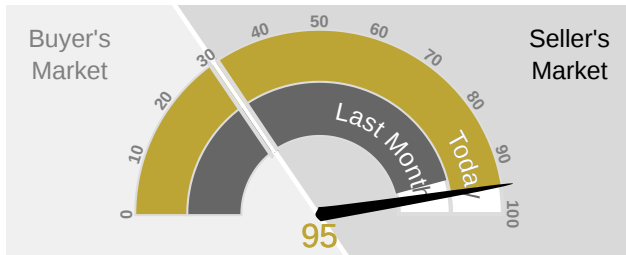
# FIND YOUR EDGE IN TODAY'S MARKET

## ANAHEIM, CA Condos/Townhomes

This week the median list price for Anaheim, CA is \$675,000 with the market action index hovering around 95. This is an increase over last month's market action index of 92. Inventory has increased to 29.

### MARKET ACTION INDEX

This answers "How's the Market?" by comparing rate of sales versus inventory.



**Strong Seller's Market**

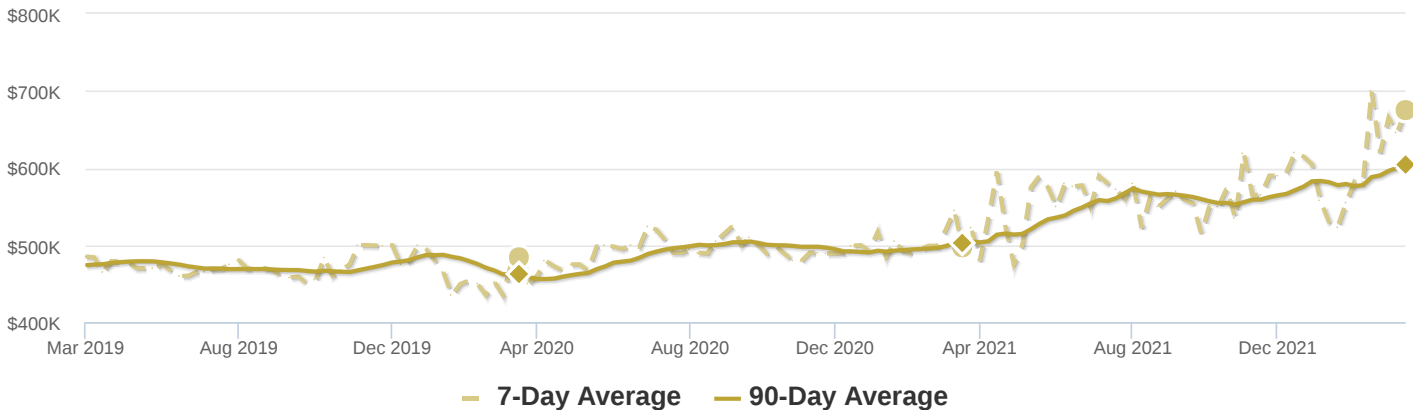
Home sales continue to outstrip supply and the Market Action Index has been moving higher for several weeks. This is a Seller's market so watch for upward pricing pressure in the near future if the trend continues.

### REAL-TIME MARKET PROFILE

Median List Price		\$675,000
Median Price of New Listings		\$615,000
Per Square Foot		\$497
Average Days on Market		19
Median Days on Market		0
Price Decreased		7%
Price Increased		0%
Relisted		0%
Inventory		29
Median Rent		\$2,465
Market Action		95

**Strong Seller's Market**

### MEDIAN LIST PRICE



### MARKET SEGMENTS

Each segment below represents approximately 25% of the market ordered by price.

Median Price	Sq. Ft.	Lot Size	Beds	Bath	Age	New	Absorbed	DOM
\$875,000	1,881	0 - 4,500 sqft	3	3	4	4	3	0
\$739,000	1,363	0 - 4,500 sqft	3	3	27	2	4	7
\$615,000	1,200	0 - 4,500 sqft	3	2	33	4	7	0
\$377,400	932	0 - 4,500 sqft	2	1.3	42	5	4	0